

GALERIE SAW GALLERY USER SURVEY 2014-2016

Prepared by the Outreach and Education Committee / November 2016




2014

Number of artists presented: 1073

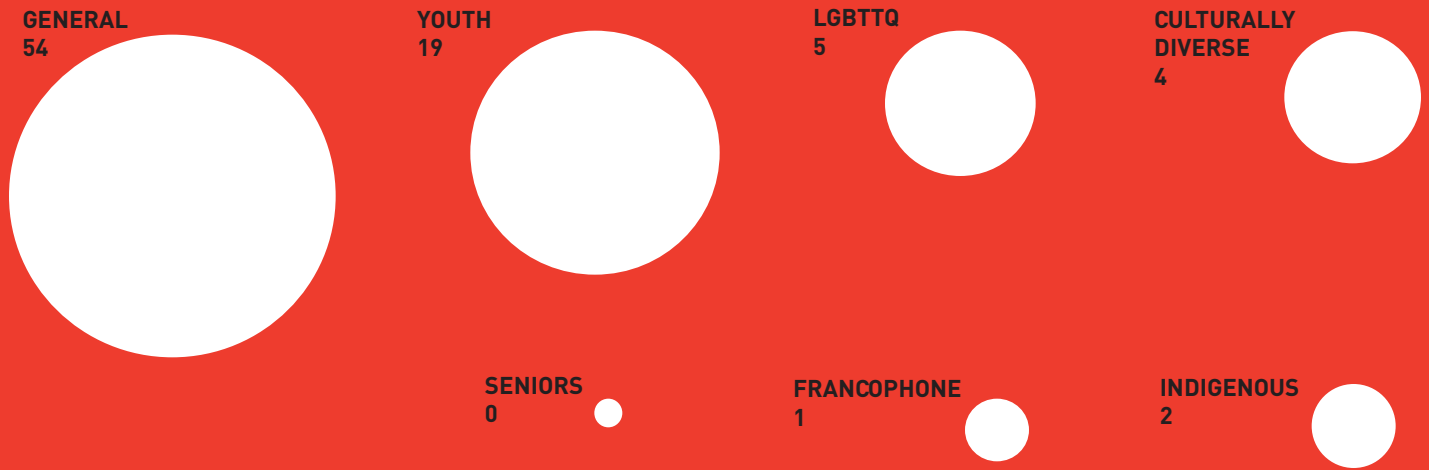
Number of attendees (excluding gallery attendance): 18,597

Number of events: 185

USERS BY MAIN DISCIPLINES / NUMBER OF EVENTS



COMMUNITIES SERVED / NUMBER OF EVENTS




2015

Number of artists presented: 1053


Number of attendees (excluding gallery attendance): 26,793

Number of events: 153

USERS BY MAIN DISCIPLINES / NUMBER OF EVENTS



COMMUNITIES SERVED / NUMBER OF EVENTS




2016

Number of artists presented: 857


Number of attendees (excluding gallery attendance): 21,715

Number of events: 109

USERS BY MAIN DISCIPLINES / NUMBER OF EVENTS



COMMUNITIES SERVED / NUMBER OF EVENTS



MAIN COMMITTEE RECOMMENDATIONS

1. The most under-served artistic disciplines are dance, theatre and literary arts. The renovation of Club SAW should take into account the needs of these disciplines
2. Better outreach needs to be made to the indigenous, LGBTTQ, senior and francophone communities
3. Overall, the number of culturally diverse events have increased over time due to SAW's Community Sponsorship Program started in 2015 and it is recommended to increase support for this program
4. There have been no events geared to the disabled community. Particular attention must be paid to accessibility issues during the renovations, for both patrons and performers
5. The number of youth events have dropped by more than 50%. Many users have cited staffing and rental costs as the main barrier for participation. An alternate fee schedule should be adopted to encourage more youth involvement
6. The number of artists, musicians and performers presented in SAW's multidisciplinary space is outstanding, but special attention should be paid to the issue of artist fees